

Moving to Reception



School Hours




- Gates open at 8:45am.
- School starts at 9:00am.
- Lunch: 11:45 – 12:45pm.
- School finishes at 3:15pm.




First Day of Term

- Please enter the classroom via the gate into the Reception Class play area.
- Wait in the classroom with coat and P.E. bag.
We will all go to the cloakroom at 9:00am, after the initial rush, to sort out coat pegs.
- End of the day: Please wait outside the door in the Reception play area.






What you will need.



- P.E. bag containing black shorts, white round neck tee-shirt, trainers – all clearly marked with the child's name.
- Reading Folder
(available to purchase from the School Office).
- Packed Lunch in a named bag or box (no glass bottles please), or dinner order for the week on a named slip of paper.
- Fruit for snack (if required).
- A pair of wellies marked with the child's name.





School Dinner Order Form

School Dinner Order Form	
Child's Name	Week beg.....
Monday	M
Tuesday	V
Wednesday	JP
Thursday	PL
Friday	H1



Child's Morning Routine

- Put packed lunch on the trolley outside the classroom door, or dinner order slip in the tub (Mondays).
- Put reading folder in correct colour box.
- Put alphabet and number homework book in tray.
- Put snack (if brought) in snack tray.
- Hang coat on peg in cloakroom.
- Please encourage children to be independent with this routine.

Classroom Adults

- Class Teacher:
Miss Megan Swan
- Teaching Assistants:
Mrs Denise Dean,
- Mrs Nicky Every,
- Mrs Sarah Shaw
- Miss Maria Lawson
- Childcare Students at
different times.


Absences

- Please ensure absences are covered by a note or a telephone call.
- Please inform us if someone else is collecting your child.





Uniform





- Jade Sweatshirt or cardigan with school logo.
(available to order online, on the school website, or from the School Office).
- White short sleeved polo shirt.
- Black or grey trousers, skirt or pinafore dress. Green and white dress for the summer.
- Dark shoes or trainers.



Early Years Foundation Stage Curriculum

- Play Based Learning
- 7 Areas of Learning....
- 3 Prime Areas of Learning and Development
- Communication and Language
- Physical development
- Personal, Social and Emotional Development
- 4 Specific Areas of Learning
- Literacy
- Mathematics
- Understanding the World
- Expressive Arts and Design





Letter Formation

- Sample Alphabet:-

Aa Bb Cc Dd Ee Ff
Gg Hh Ii Jj Kk Ll
Mm Nn Oo Pp Qq
Rr Ss Tt Uu Vv
Ww Xx Yy Zz

Topics

- A variety of Topics are covered during the year, taking note of the children's interests; and linked to important times of the year and special events.
- Interesting activities are planned to help children work towards the learning objectives in the Early Years Foundation Stage curriculum.



Classroom Activities - cooking...



Making Things....



Music and Dance...



Building Things....



Water Play...



Role Play - inside...



Role Play - outside....



Learning about the real world.



Celebrating Special Times ... Christmas



Celebrating special Times ...

Role Play - Weddings



Using construction kits....



Construction Outdoors...



ICT...



Using numbers.....




Using Numbers - inside and out...



Using letters and sounds...



Opportunities to write...



Using Books...



Physical Education - indoors...



Physical Education - outdoors....



Exploring the Environment...



Gardening...



Growing Plants...



Finding out...



Class Visits...




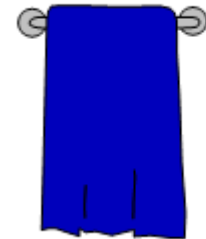
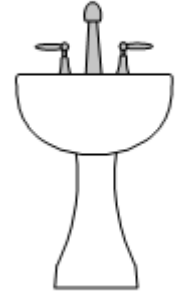
Personal Information

- Please ensure contact details are up to date in case we need to contact you urgently.
- Inform us of any medical needs or allergies affecting your child.



Personal Hygiene

- Please remind your child about the need to flush toilets and wash hands after use.
- Talk to boys about the use of a urinal, to avoid wet shoes, trousers etc!
- We would welcome a donation of a box of tissues per family.



Parental Help

- We welcome parents in to help with Reading once a week. (More details in our Learning Workshop early in the new term), or to help with trips and other activities.
- Friends of St Catherine's School – Parent Teacher Association – needs your support.



Information

- Most of the information you will need is included in....
- The School Handbook
- Moving to Reception Booklet
- Please ask if you need more information.
School Policies available to view on request.

School Website

- Lots of information on the school website: Information, dates, photos, examples of work, policies, newsletters.
- Buy school sweatshirts online.
- Please read information about the use of photos on the website and fill in use of image consent form.
- www.stcatherinescofe.co.uk



Thank You

Thank you for coming to the meeting.

- We look forward to seeing you and your child on the first day of term.
- Remember to sign and return the relevant information:
- SIMS Admission Form if not already done
- Home/School Contract
- Health Forms
- Use of Image Consent Form
- 2Engage Parents consent form (if new to St Catherine's)
- Application form for free school meals (if on benefits)
- Special Book completed with your child